


Health Care Coverage and Children's Health

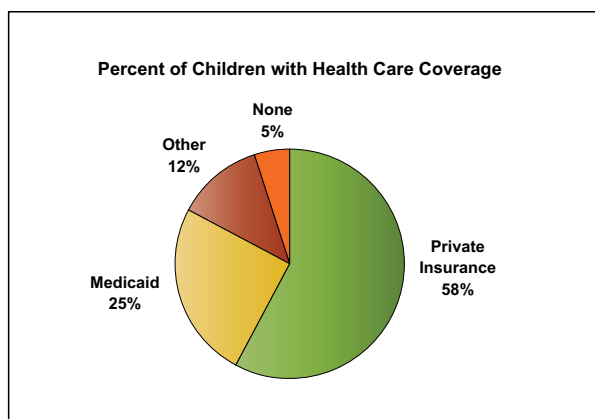
North Carolina 2009



August 2010

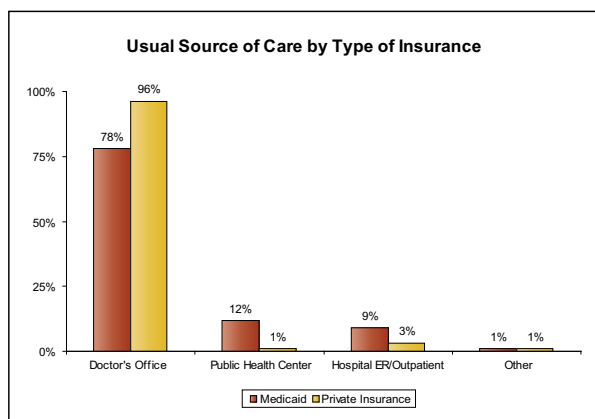
Health Insurance

Ninety-five percent of parents surveyed in North Carolina reported that their children (age 0 to 17 years) are currently covered under some type of health insurance plan.¹ Fifty-eight percent of children are covered by private insurance; 25 percent of children are covered under Medicaid; and 12 percent are covered under some other type of insurance program (e.g., N.C. Health Choice, the military, or Indian Health Service). This report compares children covered by Medicaid (including Health Check and Carolina ACCESS) with children covered by private insurance (including the State Employee Health Plan and other private health insurance plans purchased from an employer or directly from an insurance company). Due to small sample sizes, comparisons with the uninsured and other types of insurance groups are not included in this report.



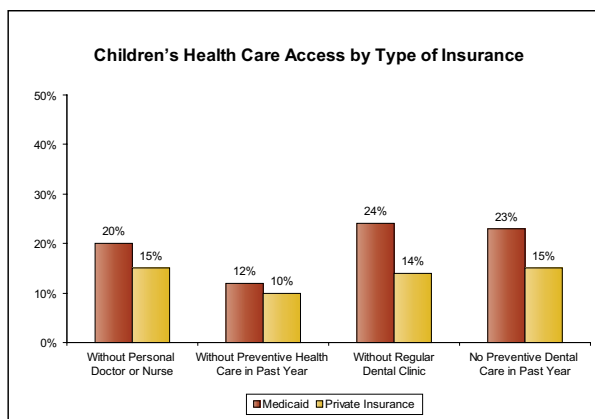
Usual Source of Care

Parents reported the place they usually take their child for sick care; the majority of those with private insurance (96% [CI 94–97])² and Medicaid (78% [CI 73–83]) take their child to a doctor's office. However, children with Medicaid (12% [CI 8–16]) were more likely to visit a public health department or community health center than children with private insurance (1% [CI 0–1]), and also were more likely to visit a hospital outpatient department, hospital emergency room, or an urgent care center (9% [CI 5–12] vs. 3% [CI 2–4] respectively).



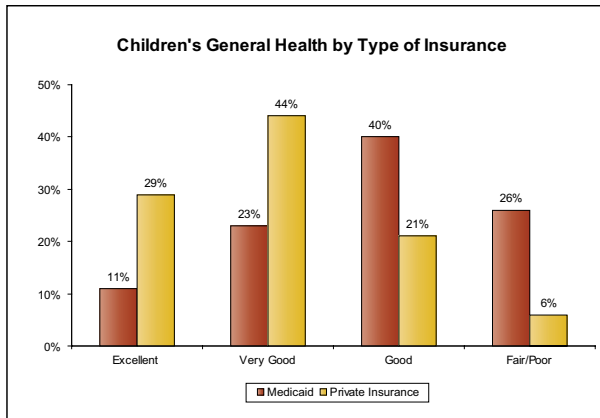
Health Care Access and Utilization

Parents were more likely to report not having a personal doctor, nurse or health professional that the parent felt knew their child well and was familiar with their child's health history if their child was on Medicaid (20% [CI 16–25]) compared to children with private insurance (15% [CI 12–17]). However, the percentage of children who did not have a preventive or well child check-up visit within the past year were comparable in Medicaid (12%) and private insurance (10%) groups. Children on Medicaid (24% [CI 19–29]) were more likely to be without a dentist or dental clinic that they visited regularly compared to children with private insurance (14% [CI 12–17]). Children on Medicaid (23% [CI 18–28]) were also more likely to have not had preventive dental care within the past year compared to children with private insurance (15% [CI 12–17]), with 17 percent of children on Medicaid never having been to a dentist compared to 10 percent of children with private insurance.



¹The North Carolina Child Health Assessment and Monitoring Program (NC CHAMP) is a surveillance system that collects information about the health characteristics of children from age 0 to 17 years. This fact sheet includes data collected in 2009 on 2,370 parental surveys. For further information about NC CHAMP and detailed reports on health care coverage, please visit www.schs.state.nc.us/SCHS/champ or contact CHAMPstaff@dhs.nc.gov.

²CI = 95 percent confidence interval; explanation for how to interpret CIs is available at www.schs.state.nc.us/SCHS/champ/interpreting.html.

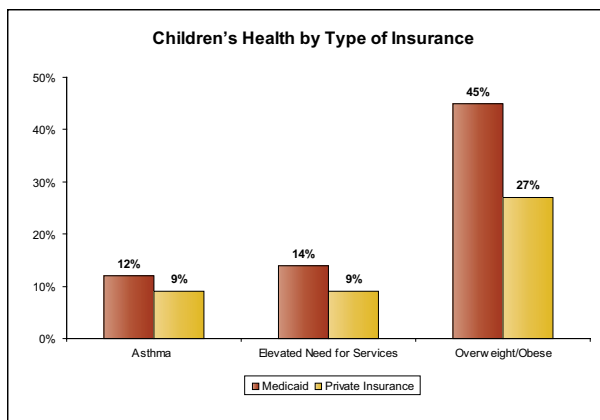
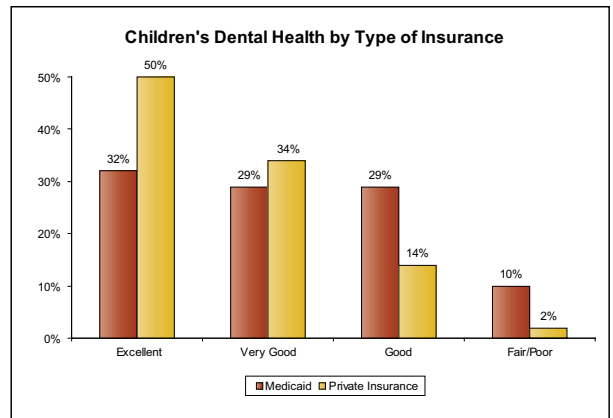


General Health Status

Parents' rating of their child's health varied by type of insurance coverage. Children with private insurance were more likely to be rated as having "excellent" or "very good" health (29% [CI 26–33] and 44% [CI 40–47]) as compared to children on Medicaid (11% [CI 8–15] and 23% [CI 18–28]). Children with private insurance were less likely to be rated as having "good" or "fair or poor" health (21% [CI 18–24] and 6% [CI 4–7]) compared to children on Medicaid (40% [CI 34–46] and 26% [CI 21–31]).

Dental Health Status

Parents' rating of the condition of their child's teeth varied by type of insurance coverage. Children with private insurance were more likely to be rated as having "excellent" dental health (50% [CI 46–54]) as compared to children on Medicaid (32% [CI 26–37]). Children with private insurance were less likely to be rated as having "good" or "fair or poor" dental health (14% [CI 11–16] and 2% [CI 1–3]) compared to children on Medicaid (29% [CI 24–35] and 10% [CI 7–14]).



Children's Health

Similar rates of children diagnosed with current asthma had either Medicaid (12%) or private insurance (9%). However, children on Medicaid (14% [CI 10–18]) were more likely to currently need or use more medical care, mental health, or educational services than their peers compared to children with private insurance (9% [CI 7–11]). Children (ages 10–17 years) on Medicaid (45% [CI 34–55]) were also more likely to be overweight or obese compared to children with private insurance (27% [CI 22–31]).

Key Findings

- Ninety-five percent of parents reported that their child (age 0 to 17 years) had some form of health insurance coverage at the time of the survey.
- Health and dental care access and utilization was reported less often among children receiving Medicaid compared to children with private insurance.
- Parents of children on Medicaid were more likely to report that their child was in fair or poor health compared to children with private insurance.