


Uninsured Children's Health and Health Care

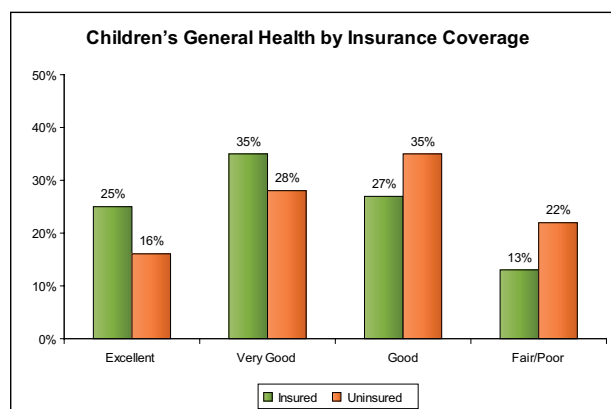
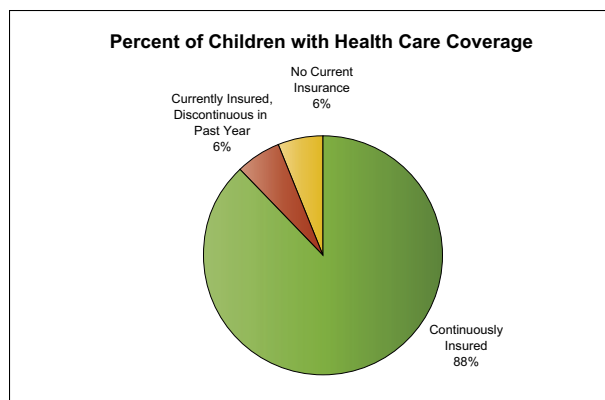
North Carolina 2005–2007



September 2010

Health Insurance

Ninety-four percent of parents surveyed in North Carolina reported that their children (age 0 to 17 years) are currently covered under some type of health insurance plan.¹ Six percent of parents reported that although their children were currently covered under some type of health insurance plan, their children did not have health insurance at some point during the past 12 months. This report compares children who have been continuously insured during the past year (88% insured) with children who are currently uninsured or have had discontinuous health care coverage during the past 12 months (12% uninsured).

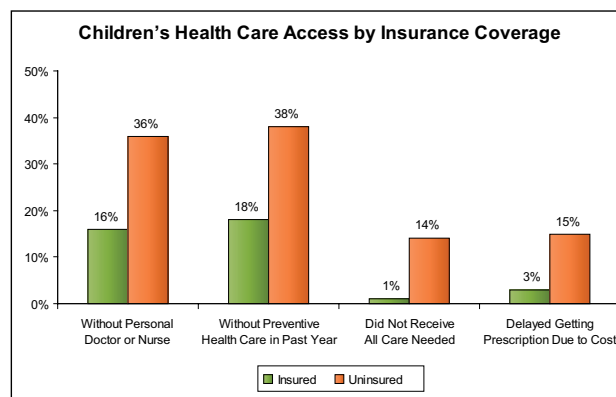


General Health Status

Parents' rating of their child's health varied by insurance coverage. Children with insurance were more likely to be rated as having "excellent" or "very good" health (25% [CI 24–26]² and 35% [CI 34–37]) as compared to children without insurance (16% [CI 13–18] and 28% [CI 24–30]). Children with insurance were less likely to be rated as having "good" or "fair or poor" health (27% [CI 26–28] and 13% [CI 12–13]) compared to children without insurance (35% [CI 31–38] and 22% [CI 19–25]).

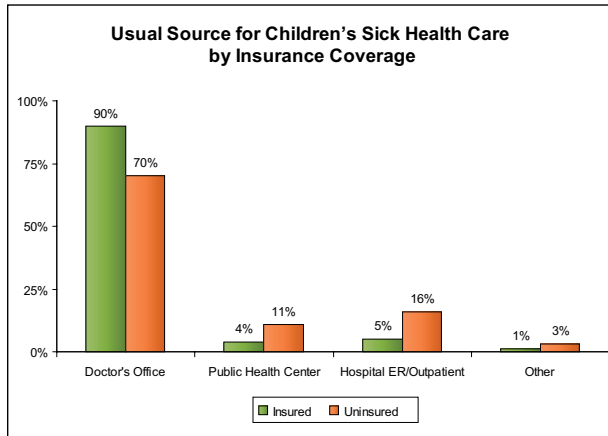
Health Care Access and Utilization

Parents were more likely to report not having a personal doctor, nurse, or health professional who the parent felt knew their child well and was familiar with their child's health history if their child did not have health insurance (36% [CI 33–40]) compared to children with insurance (16% [CI 15–17]). In addition, uninsured children were more likely not to have had a preventive or well child check-up visit within the past year (38% [CI 35–42]) compared to children with health insurance (18% [CI 17–19]). Few parents of children with health insurance (1%) reported that their child did not receive all the medical care they felt their child needed during the past year, compared to 14 percent [CI 12–17] of children without health insurance. The majority of parents with an uninsured child reported that the main reason that their child did not receive all medical care needed was because of cost (77% [CI 67–85]), compared to only 31 percent [CI 21–41] of insured children. Parents of uninsured children (15% [CI 13–18]) were five times more likely to report delaying or not getting a medicine that a doctor prescribed for their child because of cost or lack of insurance, compared to children with health insurance coverage (3% [CI 3–4]).



¹The North Carolina Child Health Assessment and Monitoring Program (NC CHAMP) is a surveillance system that collects information about the health characteristics of children from age 0 to 17 years. This fact sheet includes data collected from 2005 to 2007 on 9,801 parental surveys. For further information about NC CHAMP and detailed reports on health care coverage, please visit www.schs.state.nc.us/SCHS/champ or contact CHAMPstaff@dhhs.nc.gov.

²CI = 95 percent confidence interval; explanation for how to interpret CIs is available at www.schs.state.nc.us/SCHS/champ/interpreting.html.

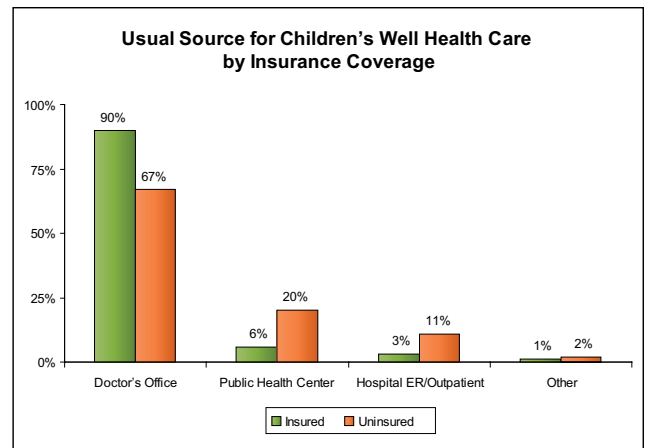


Usual Source for Children's Sick Health Care

Both insured (90% [CI 89-91]) and uninsured parents (70% [CI 67-73]) reported that they usually take their child to a doctor's office for sick care. However, children without insurance (11% [CI 9-13]) were more likely to visit a public health department or community health center than children with insurance (4% [CI 3-4]), and were also more likely to visit a hospital outpatient department, hospital emergency room, or an urgent care center (16% [CI 13-18] vs. 5% [CI 5-7] respectively).

Usual Source for Children's Well Health Care

The majority of parents with insurance (90% [CI 89-90]) and without insurance (67% [CI 64-70]) reported they usually take their child to a doctor's office when they need a shot or a check-up. However, children without insurance (20% [CI 17-22]) were more likely to visit a public health department or community health center for well health care than children with insurance (6% [CI 5-7]), and were also more likely to visit a hospital outpatient department, hospital emergency room, or an urgent care center (11% [CI 8-13] vs. 3% [CI 3-4] respectively).



Key Findings

- Twelve percent of children (ages 0 to 17 years) are currently uninsured or have had discontinuous health care coverage over the past year.
- Parents of children without health insurance were more likely to report that their child was in fair or poor health compared to children with health insurance.
- Fourteen percent of parents with an uninsured child report that their child did not receive all the medical care they needed, compared to only 1 percent of children with insurance.
- Fifteen percent of parents with an uninsured child did not get a prescription filled for their child because of cost or lack of insurance, compared to only 3 percent of children with insurance.
- Uninsured children are three times more likely to visit a hospital for both sick and well health care, compared to children with insurance.