


# Racial and Ethnic Disparities in Child Health

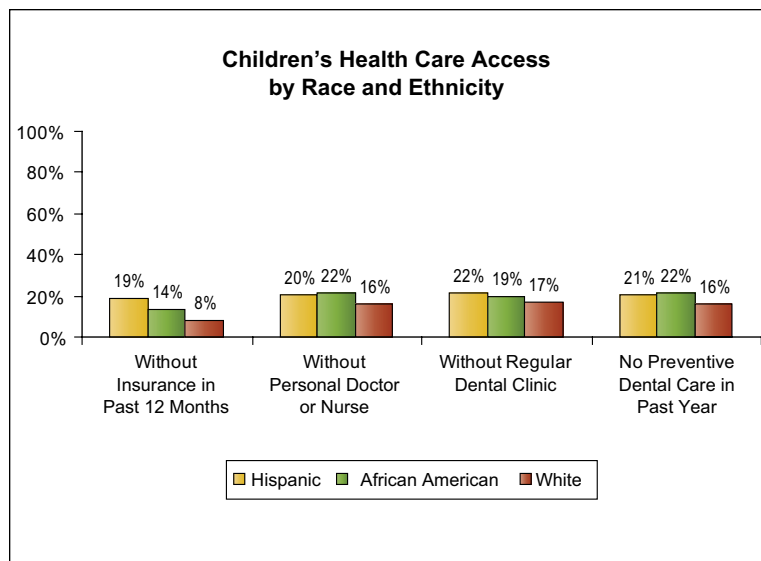
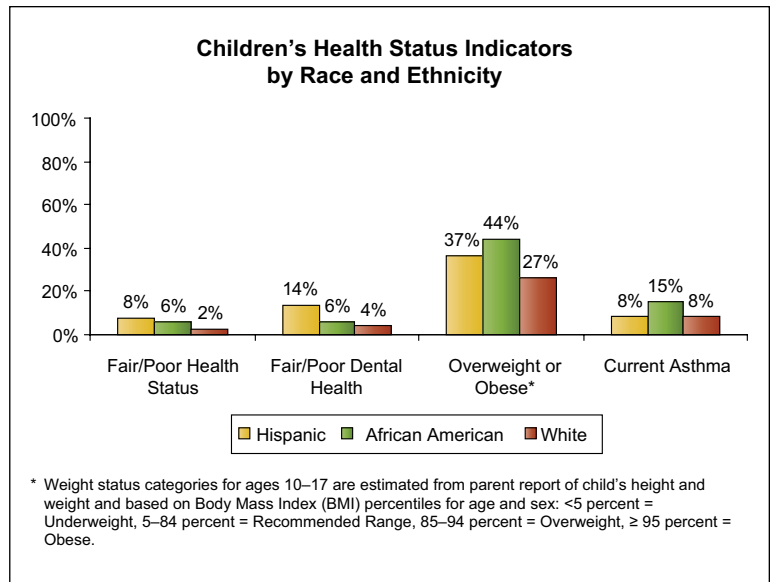
## North Carolina 2009–2010



June 2012

### Health Status

Disparities in children’s health persist across race and ethnicity groups.<sup>1</sup> Parents of Hispanic children (8% [CI 5–11])<sup>2</sup> and African American<sup>3</sup> children (6% [CI 4–8]) are more likely to report their child as having fair or poor general health compared to those of white children (2% [CI 1–3]). Similarly, 14 percent [CI 9–18] of Hispanic children have fair or poor dental health compared to 4 percent [CI 3–5] of white and 6 percent [CI 4–8] of African American children. African American children (44% [CI 37–51] and Hispanic children (37% [CI 27–46] are more likely to be classified as overweight or obese based on Body Mass Index (BMI) percentiles than white children (27% [CI 23–30]). African American children (15% [CI 12–19]) are almost twice as likely to be diagnosed with asthma as are white (8% [CI 7–10]) and Hispanic children (8% [CI 5–12]).



### Health Care Access and Use

Nineteen percent [CI 14–23] of Hispanic children and 14 percent [CI 10–17] of African American children were uninsured within the past year, compared to 8 percent [CI 7–9] of white children. A greater proportion of African American children (22% [CI 18–26]) and Hispanic children (20% [CI 15–25]) do not have a personal doctor or nurse, as compared to white children (16% [CI 14–18]). Twenty-two percent [CI 17–27] of Hispanic children, 19 percent [CI 16–23] of African American children and 17 percent [CI 15–18] of white children do not have a dentist or dental clinic who they visit regularly. Twenty-one percent [CI 16–26] of Hispanic and 22 percent [CI 18–25] of African American children have not visited a dentist within the past year compared to 16 percent [CI 14–18] of white children.

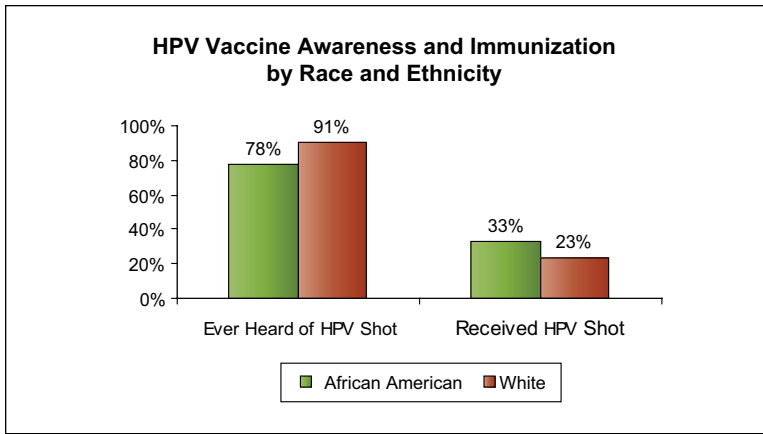
<sup>1</sup> The North Carolina Child Health Assessment and Monitoring Program (N.C. CHAMP) is a surveillance system that collects information about the health characteristics of children from birth to age 17 years. This fact sheet includes data collected in 2009 and 2010 based on 4,379 parental surveys of children: 61 percent non-Hispanic white [CI 59–63], 21 percent non-Hispanic black or African American [CI 20–23], 11 percent Hispanic or Latino [CI 10–13], and 7 percent Other [CI 6–7]. The groups labeled “white” and “African American” in this report exclude children of Hispanic ethnicity. For further information about N.C. CHAMP, please visit [www.schs.state.nc.us/SCHS/champ](http://www.schs.state.nc.us/SCHS/champ) or contact [CHAMPstaff@dhhs.nc.gov](mailto:CHAMPstaff@dhhs.nc.gov).

<sup>2</sup> CI = 95 percent confidence interval.

<sup>3</sup> Terms “African American” and “black” are used interchangeably.

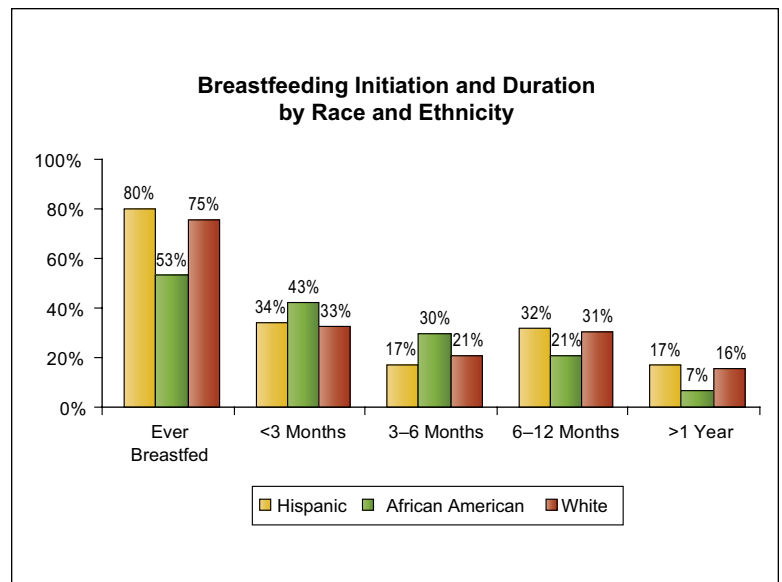
## Human Papillomavirus (HPV) Immunization<sup>4</sup>

Parents of children over 10 years of age were asked if they had ever heard of the human papillomavirus (HPV) vaccine. Only parents who had ever heard of the HPV vaccine were asked if their child had any HPV shots. Parents of white children (91% [CI 88–93]) are more likely to have heard of the HPV vaccine than parents of African American children (78% [CI 70–87]). Among parents that have ever heard of the HPV vaccine, 23 percent [CI 19–27] of white children have received an HPV shot, as compared to 33 percent [CI 23–43] of African American children.



## Breastfeeding

Only 53 percent of mothers of African American children initiated breastfeeding when their child was an infant, compared to 75 percent [CI 73–77] of mothers of white children and 80 percent [CI 75–85] of mothers of Hispanic children. Among those that initiated breastfeeding, about seven out of 10 mothers of African American children reported that they had stopped breastfeeding by six months compared to about five out of 10 mothers of Hispanic and white children. Furthermore, slightly over 30 percent of white (31% [CI 28–33]) and Hispanic (32% [CI 24–39]) children continued to breastfeed for six months to a year, compared to 21 percent [CI 15–26] of African American children. Similarly, a higher proportion of Hispanic children (17% [CI 11–23]) and white children (16% [CI 14–18]) breastfed for more than one year, as compared to African American children (7% [CI 4–11]).



<sup>4</sup> Immunization items were estimated using parent responses from 2010 only. Parents of both male and female children between the ages of 10 and 17 years were asked human papillomavirus (HPV) immunization items in 2010. The number of Hispanic respondents was too low to provide reliable estimates.